

Exploration Project



By Owen Leahy




Learning how to Oil Pastel

Step 1, get the supplies in order to learn how to oil pastel

Step 2, Sketch out the idea that I want to draw

Step 3, Try, test out different colors, and techniques

Step 4, Finish Project



The materials I used

- Oil Pastels
- Canvas Paper
- Baby Oil
- Paint Brushes



Process

Here is the halfway look





Conflicts



My main conflict that kept on recurring was keeping the colors separated, as I had a baby blue sky next to a bright red bridge. Another conflict was learning how to blend the colors, was definitely challenging




Reflection


Overall I am really happy that I took on a new challenge, and was able to explore something new. As well as overcome challenges. This was extremely rewarding by trying out something new and seeing it all the way threw



Thank you!







Write Your Big Topic or Idea

Presentations are communication tools that can be used as demonstrations, lectures, speeches, reports, and more.



It serves a variety of purposes, making presentations powerful tools for convincing and teaching.

03

Stats & Numbers

Elaborate on what you want to discuss.

Add a Pricing Page



- Add a feature
- Add a feature



- Add a feature
- Add a feature
- Add a feature
- Add a feature




- Add a feature
- Add a feature
- Add a feature
- Add a feature
- Add a feature
- Add a feature



123,456,789


Elaborate on the featured statistic.

2 out of 5



Elaborate on the featured statistic.

95%



Elaborate on the featured statistic.

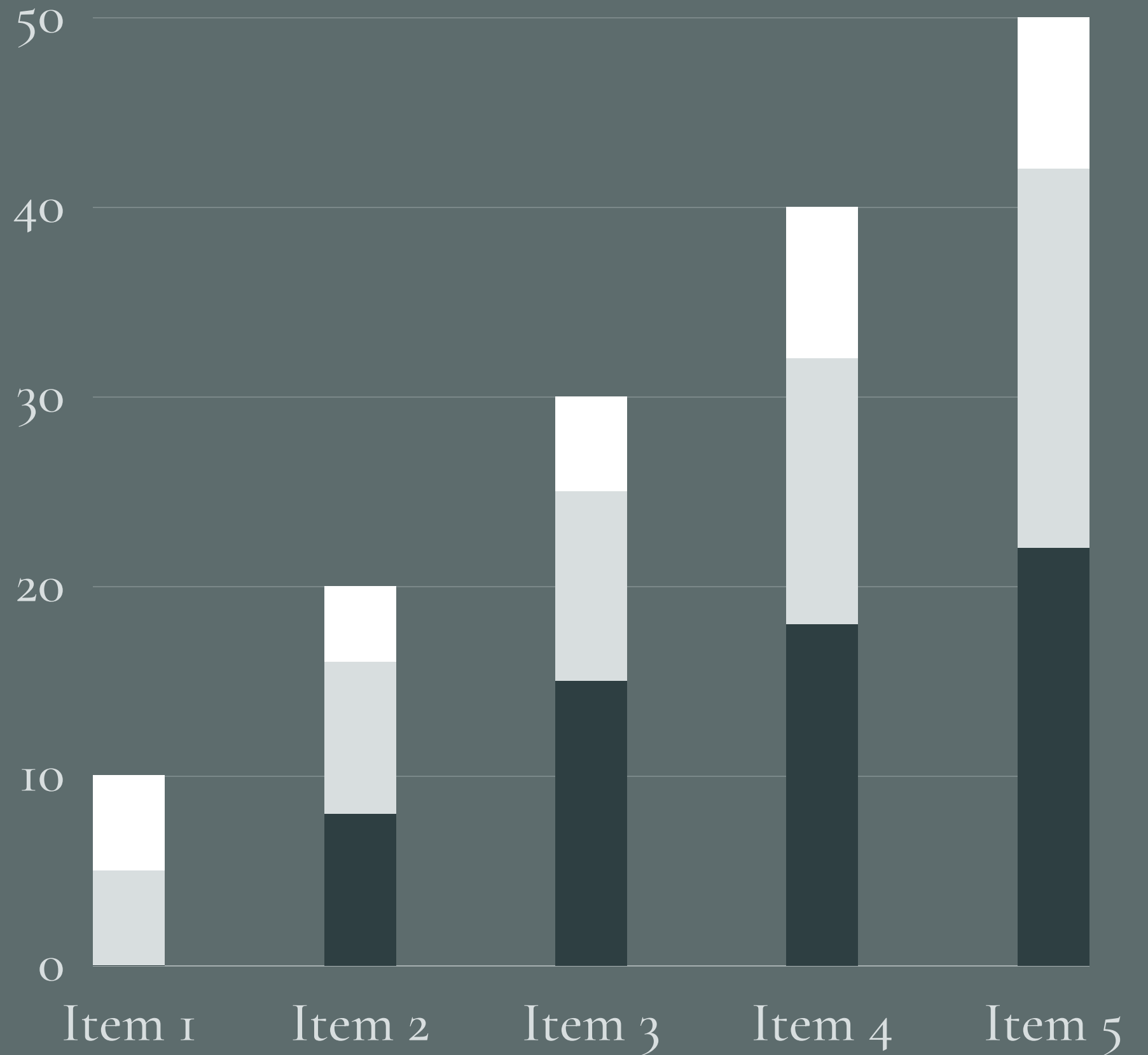
12 million



Elaborate on the featured statistic.

Write Your Topic or Idea

Elaborate on the featured statistic.



World Map Report

Step One

Presentations are
communication tools

Step Two

Presentations are
communication tools

Step Three

Presentations are
communication tools

Step Four

Presentations are
communication tools



Add a Timeline Page

Add a main point

01

Elaborate on what
you want to discuss.

Add a main point

02

Elaborate on what
you want to discuss.

Add a main point

03

Elaborate on what
you want to discuss.

Add a main point

04

Elaborate on what
you want to discuss.

S

STRENGTHS

What are you doing well?

What sets you apart?

What are your good qualities?

W

WEAKNESSES

Where do you need to improve?

Are resources adequate?

What do others do better than you?

O

OPPORTUNITIES

What are your goals?

Are demands shifting?

How can it be improved?


T

THREATS

What are the blockers you're facing?

What are factors outside of

your control?




Add a Chart Page





Contact Us

 123 Anywhere St., Any City, ST 12345

 123-456-7890

 hello@reallygreatsite.com

 [@reallygreatsite](https://www.instagram.com/reallygreatsite)

 reallygreatsite.com

Thank you!

Write a closing statement or call-to-action here.





Credits

This presentation template is free for everyone to use thanks to the following:

[SlidesCarnival for the presentation template](#)

[Pexels for the photos](#)

Happy designing!

Happy designing!

Fonts In this Presentation

This presentation template uses the following free fonts:

Titles: Cormorant Garamond Medium

Headers: Cormorant Garamond Medium

Body Copy: Lato

You can find these fonts online too.




Free templates for all your presentation needs



For PowerPoint,
Google Slides, and Canva



100% free for personal
or commercial use



Ready to use, professional,
and customizable



Blow your audience away
with attractive visuals

Resource Page



Use these design resources in your
Canva Presentation. Happy designing!

Don't forget to delete this
page before presenting.